



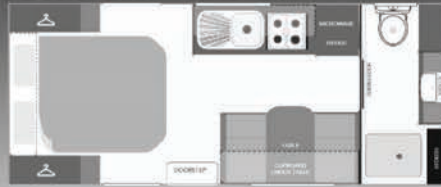
# URBAN CARAVANS

**TUNGSTEN TUFF  
SEMI OFF-ROAD LUXURY WITH  
TIG ALLOY STRENGTH**




## LAYOUTS

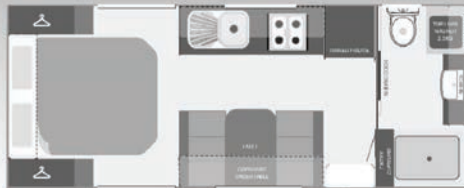
**TUNGSTEN TUFF 17FT**



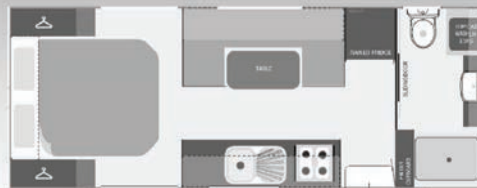
**TUNGSTEN TUFF 18FT**



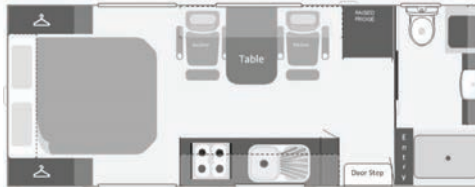
**TUNGSTEN TUFF 20FT**



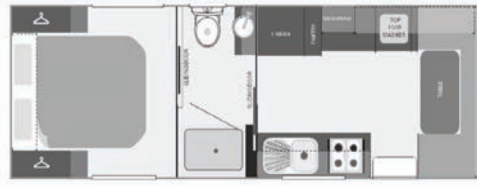
**TUNGSTEN TUFF 20FT**



**TUNGSTEN TUFF 20FT**



**TUNGSTEN TUFF 22FT**



**TUNGSTEN TUFF 21FT FAMILY**



2 OR 3 BUNK OPTION

# TUNGSTEN TUFF

**The Tungsten Tuff range is our Semi-Off Road entry and includes our Fully TIG Welded Alloy Frame, Fibreglass Inner Walls, Fibreglass One Piece Roof and Durable One Piece Fibreglass Floor.**

**Fitted with 16" off-road tyres and wheels & 3.3t Independent Coil and Shock Suspension**

**Couple this together with a Full Box RHS Steel Chassis and this is as tough as you will find on a semi-off road platform. Available in both touring and family floorplans this range is sure to please the most discerning traveller.**

**Looks tuff... because it is TUFF!!**

**Check out our standard features.**



Note:

## SPECIFICATIONS

### CHASSIS

- 6" Sup Gal RHS steel chassis & A-Frame
- DO35 off-road coupling
- Tandem axle
- Arv ultra 3.3t independent Coil-Shock Absorber suspension
- 16" Anodised alloy wheels
- MPC 245/75 R16 all terrain
- 10" Electric brakes
- Urban mud flaps
- Manutec quick release drop down stabilisers legs
- 1 x Spare Wheel
- Heavy-duty rear galvanised bumper bar with 3 arm
- Jockey wheel, centre mounted & removable
- Jack
- A-Frame extension
- Tool box with external generator or BBQ slides
- 12 Pin flat trailer connection
- Anderson plug
- Breakaway system
- 2 x 9 Litre gas bottles in tool box
- 2 x Battery box on chassis

### EXTERNAL

- Tig welded alloy frame
- Fiberglass inner walls & ceiling
- 1-Piece fiberglass roof liner
- 1-Piece honeycomb fiberglass floor
- Alu comp panelling, composite exterior panels
- Insulated walls and roof with Sarking
- Grab handle with push LED light
- Pull out step
- Roll-out awning
- Higher checker plate & checker plate wheel spats
- Fold down picnic table
- Lockable tunnel boot with light
- Slim line reflectors
- Satin black stainless-steel grab handles front & back
- J-mould surround (black)
- Stainless mesh security door
- Triple lock entry with fly screen
- 2 x 170 w Solar panels
- 2 x 120 ah AGM batteries
- Front and both sides with 22 'CRE bar light with adjustable mountings
- 240V 15Amp Inlet & 240V 10Amp Outlet
- LED Brake lights & LED light for number plate

### PLUMBING

- 2 x 95 litre water tanks & protectors
- 23 litre gas/electric hot water service
- 3 X Gas & 1 X 240V hotplates with grill
- Washing machine
- External gas bayonet
- 2 x lockable water fillers
- 2 x 9kg gas bottles
- A-Frame Tap with Protection
- External shower hot & cold
- 12v Flow jet water pump
- Digital water tank gauge / level indicator
- Premium tapware & water filter
- Stainless steel sink
- Adjustable shower head function
- Fully moulded shower to ceiling
- Ceramic vanity basin with mixer
- Dometic swivel toilet with ceramic inlay
- Mains pressure water inlet
- Waste water outlet
- One way valve

### ELECTRICAL

- Ibis 4 reverse cycle air conditioning
- Built in RV rated microwave
- Dometic compressor refrigerator
- Range hood recessed (external vent)
- Touch screen Bluetooth, CD, Radio, DVD, MP3 and USB player
- 24" TV with built in DVD player on TV arm
- Winegard TV antenna
- 12-volt hatch a with fan with led light in en-suite & shower
- 2 x Hatches with led surrounds internally
- Premium led down lights
- Bedside Nooks with USB and power point & under counter lighting switch for bathroom
- Strip lights above vanity & kitchen sink
- Reading lights over bed & seating area (If bunks one in each)
- Double power point in kitchen
- 12 v, 240 v double p/p, USB in seating area
- Checker plate entry step with LED strip
- Isolation switch and BMS console at entry door
- 2 x Internal & 2 x External LED speakers

### INTERNAL

- High gloss contemporary CNC furniture
- Cupboard doors, double sided & edged
- Large selection of colours & quality fabrics
- Stylish positive locking door latches
- OHC counter sunk hinges & gas struts
- Post formed or square edge bench tops
- Full splash back in acrylics or laminate
- Raised roof with higher bench tops
- Metal frame draw runners with soft close
- Pull out pantry (on some models)
- 6'2" Queen Mattress with innerspring & pillow top (6'4 available)
- Gas strut assisted lift up bed frame
- Full upholstery bed head
- Curtain on door & pelmet above
- Dual high-density foam seating with embodied head rest
- Slide out draw with foot rest
- Plenty of storage with under seat access
- Double glazed windows with pull down mesh screens & blackout blinds to all windows
- Fire extinguisher / smoke detector
- Towel rail
- Full width mirror in en-suite
- Open pivot door on shower
- En-suite sliding door with foot lock & wall hatch
- High wearing vinyl flooring
- Tri-fold table or L-shape
- Nuova Mappa table leg for club lounge
- Scupper dust hatch
- Recessed Cooktop

#### FAMILY BUNK CARAVAN - EACH BUNK

- 12 v USB , 240 v P/P & reading light

